

CARNET DE MASQUES




Ecco le maschere ritagliabili che ho realizzato per voi, insieme al mio affezionatissimo circolo. Ci sono tante decorazioni, legate alle personalità della famiglia Bonaparte.

Scegliete quelle che fanno più per voi... siate creativi e originali, potete anche ispirarvi a più dame e principi, così da esprimere al meglio i vostri gusti! Non ponete freni alla vostra fantasia! Se desiderate, disegnatte direttamente le sagome e le decorazioni che vi rappresentano.


Stampate le maschere che preferite, fate dei forellini ai lati e inserite degli elastici per adattare al vostro volto. Altrimenti, fate una versione più rigida con il cartoncino e applicate la maschera su uno stecco da gelato o su una bacchetta cinese... insomma, sfruttate quello che avete in casa!


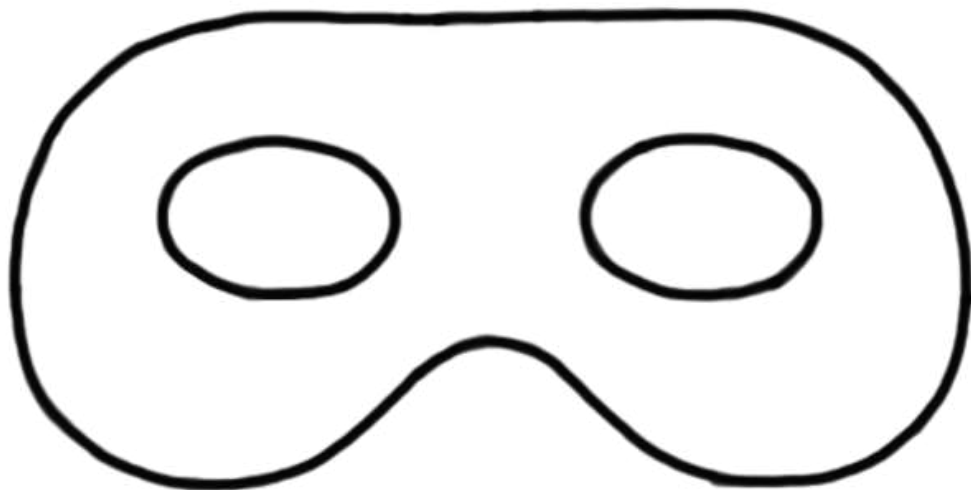
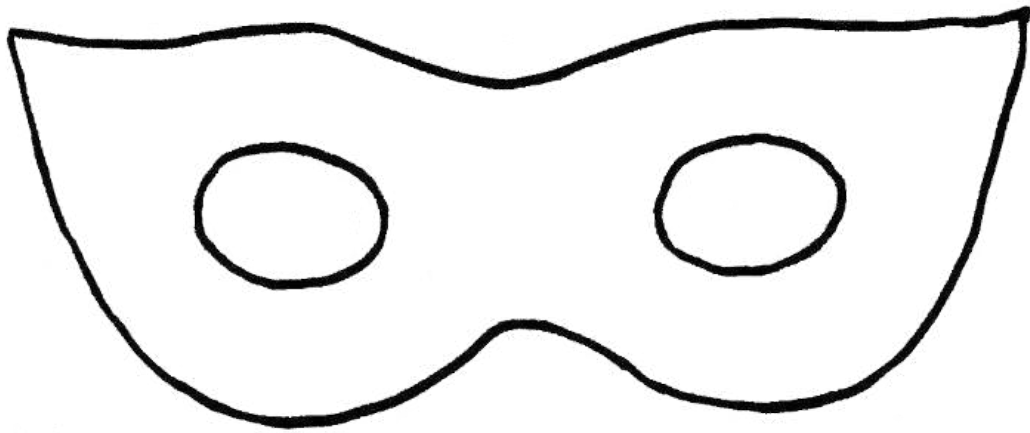





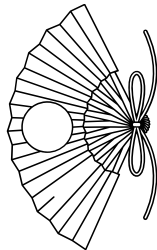

Se volete, è possibile condividere le vostre creazioni su Facebook - sulla pagina del Museo Napoleonico - o su Instagram, taggando @museiincomuneroma e usando l'hashtag #carnevalecolnapoleonico.
















Au revoir!!!
Giuseppe Primoli




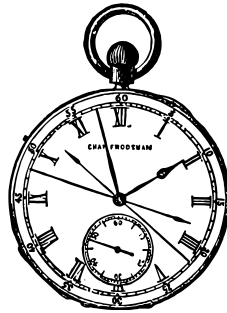









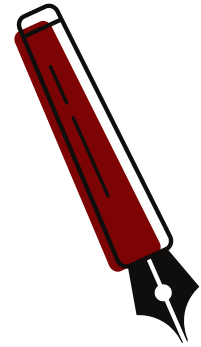





















Vi mostro le maschere che ho creato per me e i miei ospiti. La prima, per me, è un mix di tre personalità diverse: Napoleone, Napoleone III e Luciano Bonaparte. La seconda è pensata per l'Imperatrice Eugenia e la terza per la mia cara zia Matilde!

